








-  **Rack cabinet 19"**
-  **Safety glass front door with lock**
-  **Wheels + stabilizing feet**
-  **Removable side panels**
-  **IP30 in floor version**

The racks are delivered assembled. The exceptional finish on this range added to its satin black color gives it quality, simplicity and aesthetics.

The standard range offers a tinted safety glass door to see the equipment installed inside the rack. The access to the interior of the enclosure is facilitated by the removable side and rear panels. The cable entry is generally carried by the base of the rack. Admission is adjustable according to the amount of cables. The tinted safety glass front door ensures greater resistance to shock and door slamming. The door has a sturdy lock. Amounts host equipment 19 inches. Clockwork remarkable resilience equip the rack for easy maneuvering. Adjustable feet are available for stability of the enclosure.

### Characteristics

<b>Amounts</b>	2 rear	2 front
<b>Door</b>	Safety Glass	Lock
<b>Max load</b>	<i>Static feet</i>	800Kg
	<i>Wall mounted</i>	60Kg
<b>Footprint</b>	<i>Width x Depth</i>	600 x 600 mm
<b>Colour</b>		Satin black
<b>Material</b>	Cold rolled steel	Steel

### Dimensions

Reference	Height	Position
<b>BM-312</b>	12 U- 740 mm	Floor
<b>BM-321</b>	21U- 1140 mm	Floor
<b>BM-327</b>	27 U- 1405 mm	Floor
<b>BM-342</b>	42 U- 2077 mm	Floor
<b>BM-347</b>	47 U- 2283 mm	Floor
<b>BM-406</b>	6 U- 368 mm	Wall
<b>BM-409</b>	9 U- 501 mm	Wall

Integration accessories available : Contact us